


The Car Capital Makes Room for Bikes

*Los Angeles' Opportunities And Challenges For
Bicycle Transport And Multi-Modal Integration*



Metro

LA Circa 1900's




Today



Challenges


Traffic

11 out of 30 worst
bottlenecks in US



Scale

88 Cities / 10 Million People /
+4,000 Square Miles



Car Culture

Behavior Change / Mode shift



Opportunities

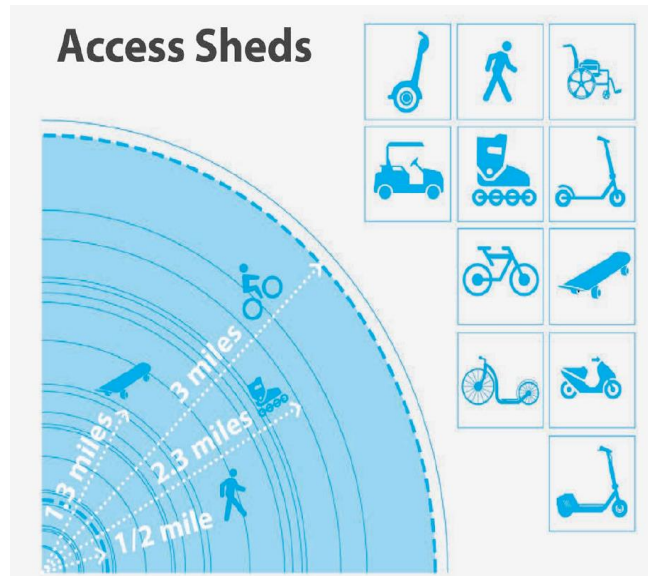
\$40 BIL Measure R Sales Tax

Approved by 2/3 voters
40% Transit Investments
2 x rail network



First Last Mile

ROI on Measure R
- 80% of the LA County live
within 3 mi of station



County of Angels

Human Infrastructure /
Reinvention



Metro Rail & BRT: Current



Measure R: 2020

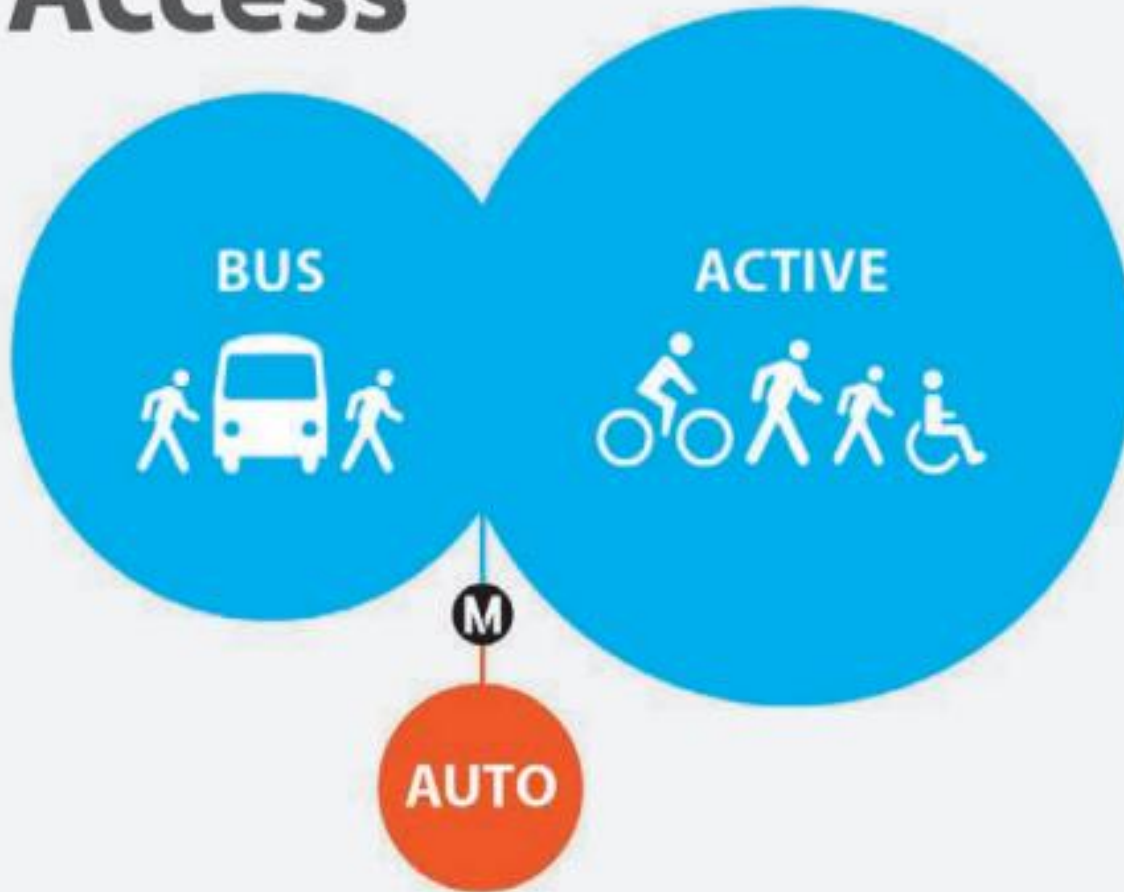


Measure R: 2040



Metro ♥ First/Last Mile

Metro Rail/BRT Access



91%

**Walk, Bike, Roll,
and Take Buses to Stations**

Active Transportation Networks
2011 Metro On-Board Survey



9%

**Drive & Park
or Dropped-Off at Stations**

Roads & Parking Facilities

Metro ♥ First/Last Mile

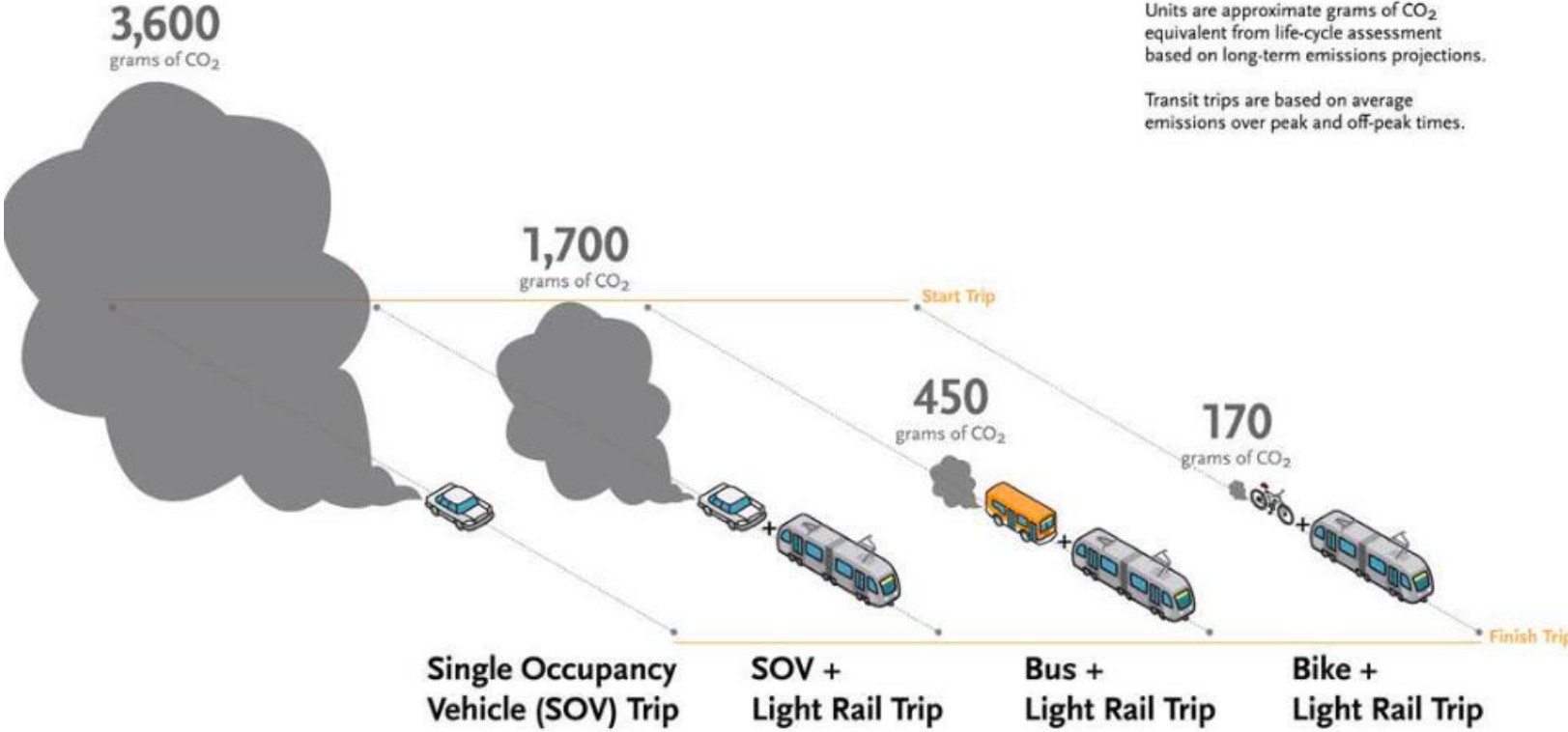


Metro ♥ Bikes

Greenhouse Gas Emissions Per Person Per Trip

Units are approximate grams of CO₂ equivalent from life-cycle assessment based on long-term emissions projections.

Transit trips are based on average emissions over peak and off-peak times.



Mikhail Chester et al, "Infrastructure and Automobile Shifts: Positioning Transit to Reduce Life-Cycle Environmental Impacts for Urban Sustainability Goals", *Environmental Research Letters* 8, no.1 (2013). doi:10.1088/1748-9326/8/1/015041

Metro ♥ Bike Friendly Policies

Metro Policies

- 2016 Active Transportation Strategic Plan
- 2015 Countywide Bike Share Implementation Plan
- 2014 Complete Streets Policy
- 2014 Urban Greening Plan
- 2014 First/Last Mile Strategic Plan
- 2012 Countywide Sustainability Policy and Implementation Plan
- 2012 Metro/SCAG Joint-Work Program
- 2010 Bicycle Board Directives
- 2009 Long Range Transportation Plan
- 2006 Bicycle Transportation Strategic Plan

Regional/Regional Policies

- 2012 SCAG RTP/Sustainable Communities Strategies
- 2008 Complete Streets AB 1358
- 2008 Sustainable Community Strategies SB 375
- 2006 Global Warming Solutions Act AB 32



Metro ♥ Corridor Projects



Orange Line Path

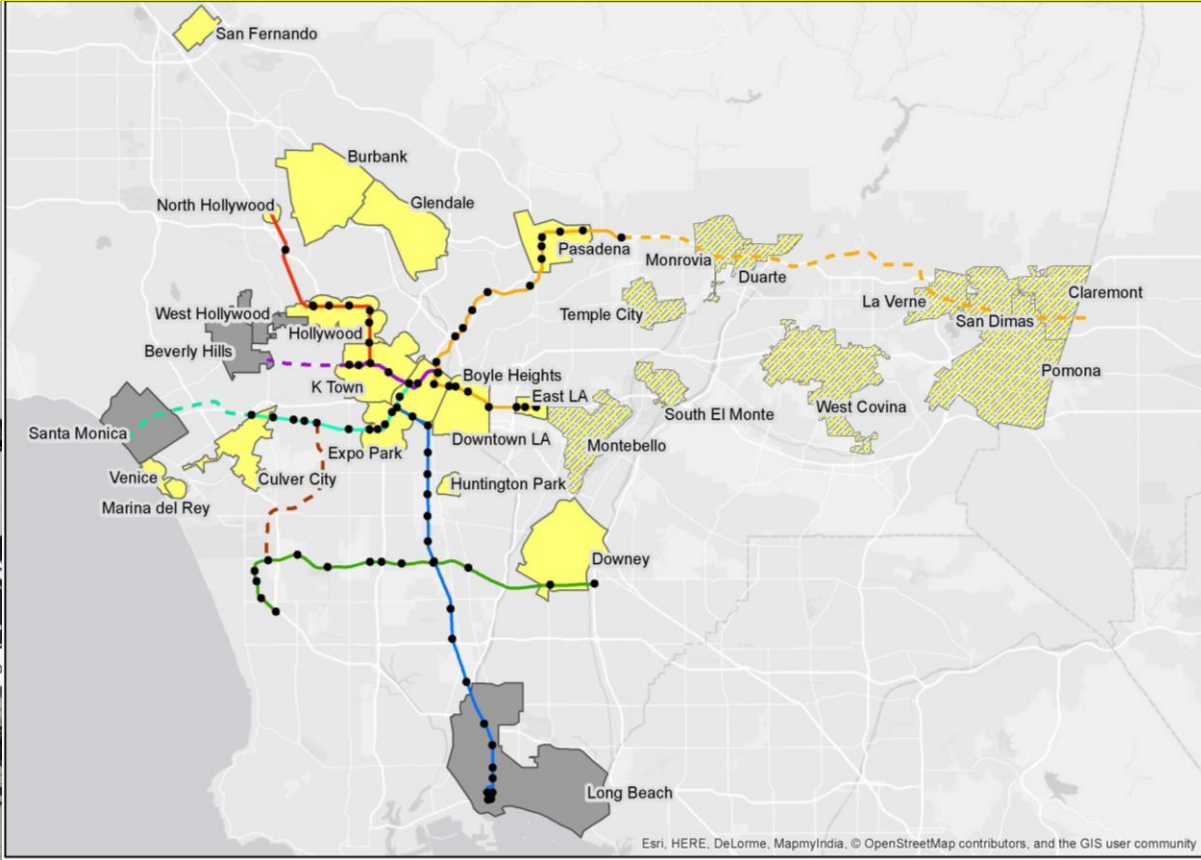


LA River Path

Metro ♥ Bikes On Board



Metro ♥ Bike Share



Metro ♥ Bike Hubs



Metro ♥ #carfreedays

84 miles / 2 YR / \$4 Mil



Metro ♥ Encouragement Campaigns



Metro ♥ Encouragement Campaigns



Metro

Go to metro.net/bikes.



Metro ♥ Encouragement Campaigns

WALK OR BIKE INSTEAD.

Give your car a break.



metro.net

Go car-free for short trips.

WALK INSTEAD.



Metro



Metro ♥ Safe Routes to School



County of Angels Gearing Up For Change

- LA County commute mode share up 41%
- Bike Lane Mileage **↑**
- Open Streets : 90+ miles in 2 years
- CicLAvia Celebrated 5 years



Millennials ❤️ Bikes



↓23% auto VMT , ↑100% transit & bicycle trips

LA Women ♥ Bikes



LA Women ♥ Bikes



LA Women ♥ Bikes



LA Women ♥ Bikes



Traffic Jam



People Jam



Lady Jam



Angel Jam



Contact



[@bikemetro](#)

[@metrolosangeles](#)

[Avital Shavit](#)

Shavita@metro.net

[213-922-7518](tel:213-922-7518)

www.Metro.net/Bike



[App: "Go Metro"](#)

[App: "iNext Bus"](#)

