



# Fostering inclusion and respect through a training module for novice drivers

Jennifer Bonham, Marilyn Johnson, Narelle Haworth

Velo-City 2019, Dublin




# Background: Issues



Infrastructure won't  
change quickly


Share the Road

HOW exactly?




Cyclist fatalities and  
injuries

Cyclist–motorist  
'tensions'





- How, when and what are we teaching learner drivers about interacting with cyclists?
- What should we be teaching and how?



Content analysis

Stakeholder  
interviews

Crash data  
analysis

Module  
development  
and piloting

# Background: Current Advice

- Limited
- Inconsistent
- Lacks explanation
- Negative rather than positive





# Module Development: Objectives



- Embed positive cyclist-related content in driver licencing processes
- Improve drivers' understanding of cyclists' behaviour
- Support drivers in interacting safely with cyclists
- Appropriate and consistent advice

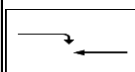
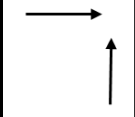
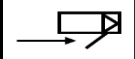
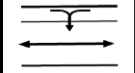
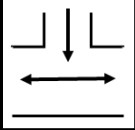
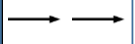
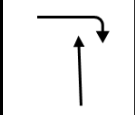
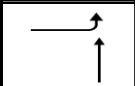
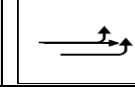


## Stakeholder Interviews

Motorists need to experience cyclists' conditions and POV

Key Risk Situations

## B-MV Crashes

		Victoria	Queensland
Right through - Opposing directions		17.6	11.0
Cross traffic - Adjacent approaches		10.8	12.1
Vehicle door - On path		9.4	0.0
From footway - Maneuvering		8.8	24.2
Emerging from driveway/lane - Maneuvering		5.9	3.4
Rear end - Same direction		5.9	2.5
Right near - Adjacent approaches		5.6	8.7
Left near - Adjacent approaches		5.5	7.5
Left turn sideswipe - Same direction		5.2	3.5
All other maneuvers		25.4	26.9

# Module Development: Qualities



Easy access and wide distribution

Adaptable to classroom

Interactive: step through at own pace, user input





## Online

Introductory video of cyclist's journey

'What would you do next?' situations


- videos
- multiple choice questions
- reminder

# Module



1 2 3 4 5 6 7 8 9 10 11 12

## Getting in the Car



You are walking to the back of the car about to go for a drive. What will you do?

- A) Walk to the driver's door, open it and get in. ▶
- B) Look for vehicles, wait for all vehicles – including cyclists – to pass, then walk to the driver's door, open it and get in. ▶
- C) Check for motor vehicles, walk to the driver's door, open it and get in because you don't have to wait for cyclists. ▶

Check



# Module



cycleAware Situation 3a



# Module Pilot: Objectives



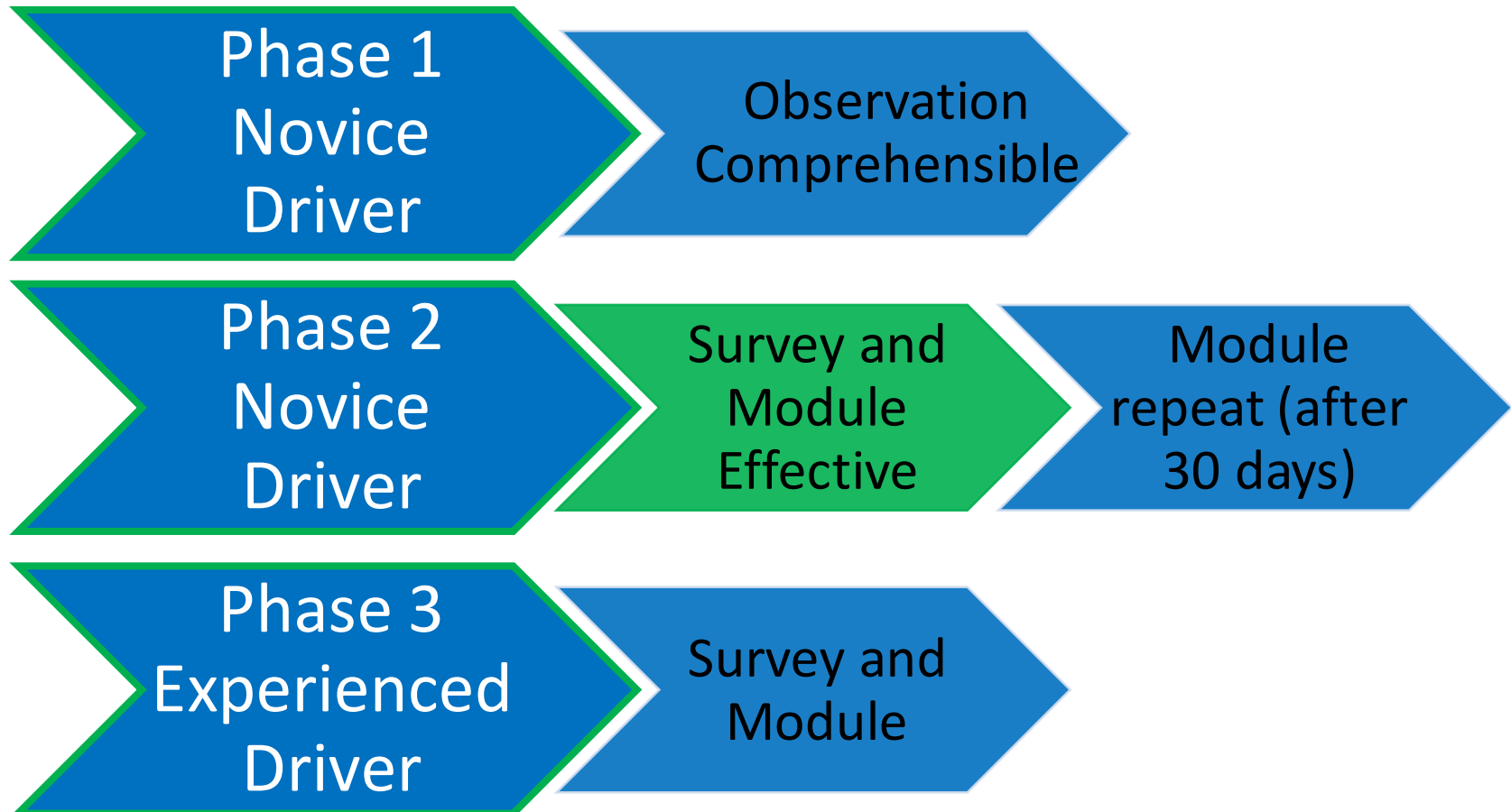
Is the module

- Comprehensible - easy to follow
- Effective – drivers learn safer interactions

Linked Survey

- Relate novice driver experience of cycling/cyclists and module responses
- Differences between novice and experienced drivers in responses

# Module Pilot Phases





## Novice Driver Survey and Module

### Stage 1 (Closes 30 June)

135 Survey Responses

40 Module Completions

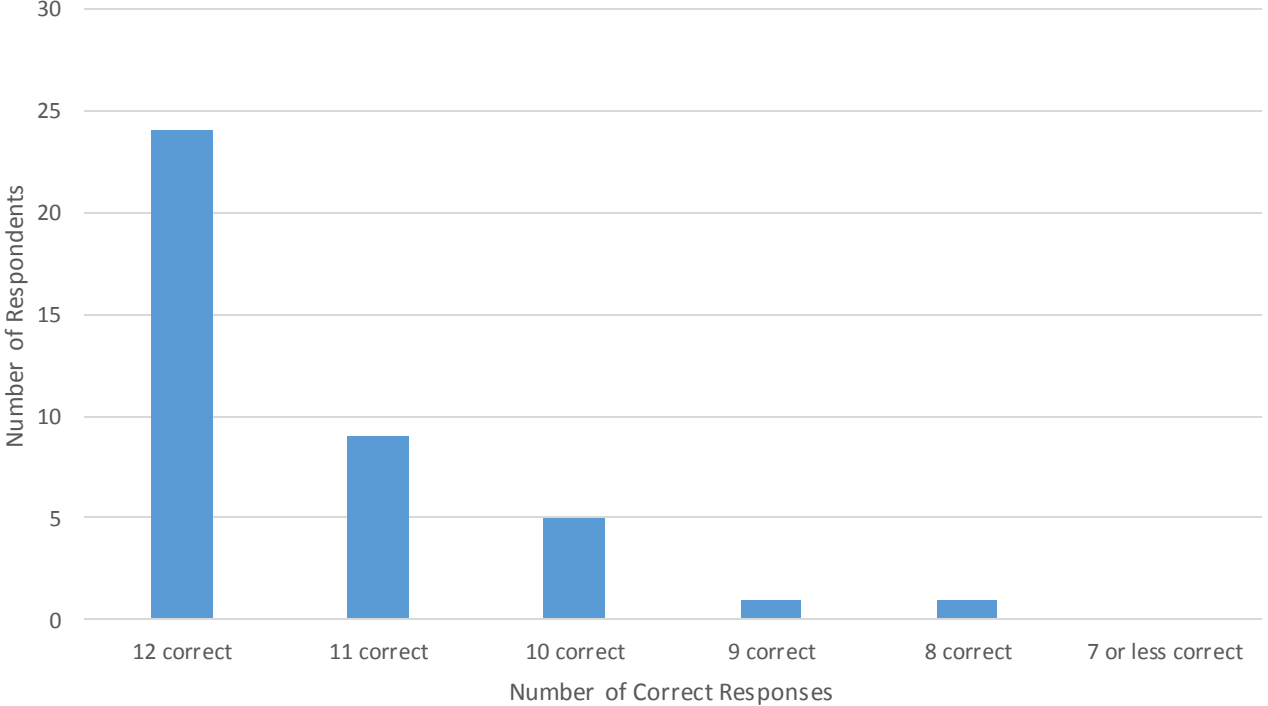
### Stage 2 (Closes 30 July)

8 Module Completions

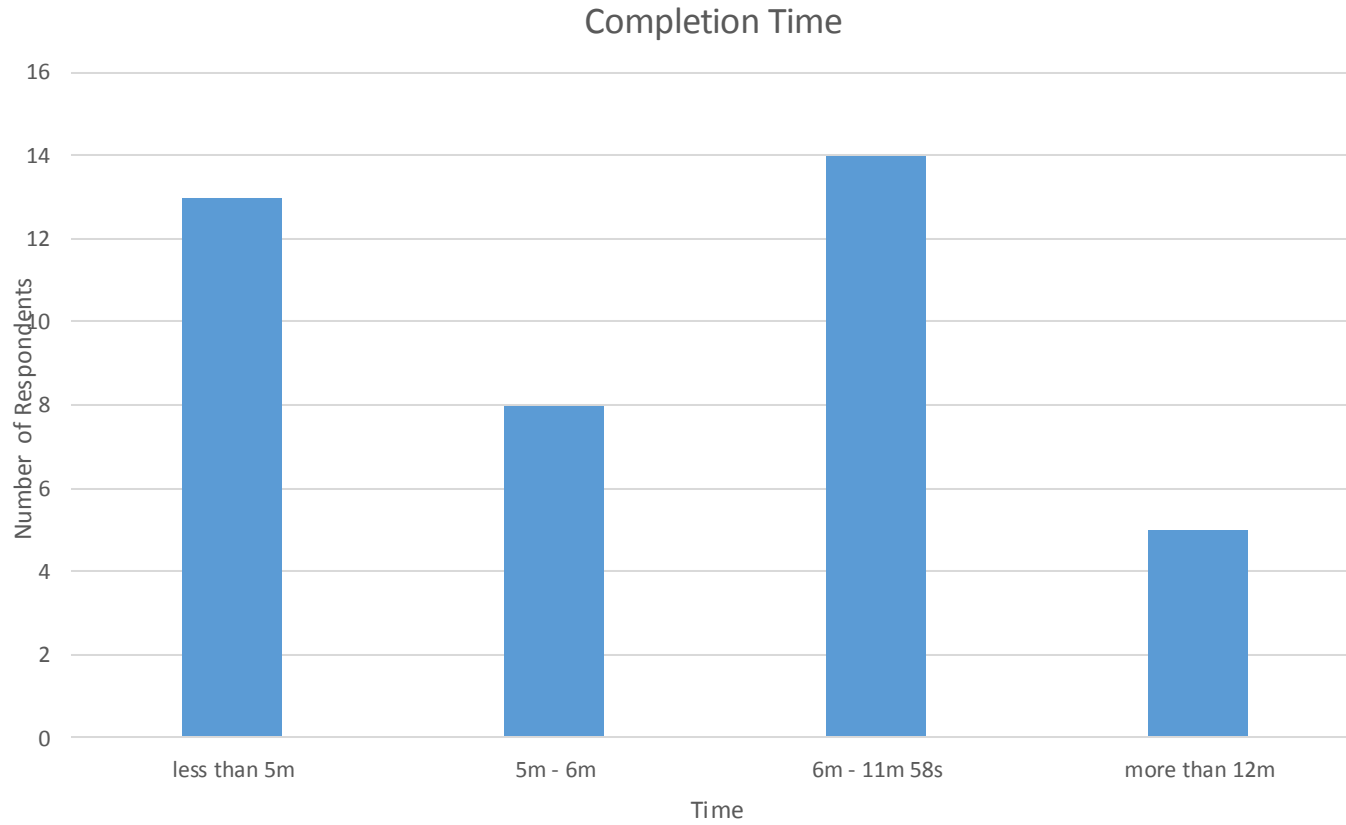
# Module Pilot: Preliminary Findings



Module Response Performance



# Module Pilot: Preliminary Findings





## Improvements:

- quality of video
- refine elements – audio tabs, progression
- add tabs for additional information and interactivity

# Learnings: Partner Organisation Support



- Partner organisations including government departments involved in driver licencing will be using the module or adapting it for their organisation
- Interest from another Australian jurisdiction in the format



**Australian Government**

**Australian Research Council**

**Amy Gillett  
FOUNDATION**  
*Safe together*



**Government of South Australia**

Department of Planning,  
Transport and Infrastructure



**Motor Accident Commission**



For more information go to: [cycleaware.org](http://cycleaware.org)

Thanks for coming!!

[jennifer.bonham@adelaide.edu.au](mailto:jennifer.bonham@adelaide.edu.au)